GOD ALWAYS TAKES GREAT CARE OF YOU

Printable Discipleship Companion Guide



THE EQUIPPED COLLECTION™



CONTENTS

01 *The Lord is my Shepherd*

02 *God carries me close*

03 *God watches over me*

04 *I can trust God*

05 *I am made for a purpose*

06 *God is always with me*

07 *God is my light*

08 *God sent Jesus for me*

09 *The Bible is good and true*

10 *God ALWAYS takes great care of me*



WELCOME

The Lord prompted me to find a fun way to hide His word in my children's hearts. I wanted to leave a legacy of biblical truth and to disciple my children well.

What started as a few fun activities I did with my children to help them understand that God takes care of them has grown into the book and guide you have before you today. Welcome to the next step of the *God Always Takes Great Care of You* journey! I hope you are ready to explore the Scripture truths from the book more deeply with your children.

These activities will help children memorize Scripture and understand what each Scripture means.

Our children will face difficult times, uncertainty, and challenges to their faith as they grow. Let us equip them with God's truth and help them understand it so that when they enter into each new season, they will have a firm foundation to stand on. They will know how deeply God loves them and will take care of them no matter what comes their way.

If you don't have the Scripture cards, you can simply write the verses down or print your own. Each verse will have a page for you to read over to prepare your heart and two simple, engaging activities to help children understand the verse and what it means for their lives.

I pray that God will move in the time that you spend discipling the little ones in your life and that He will comfort and guide your children as they grow. Thank you for joining me!

Sincerely, Nicole

01 The Lord is my Shepherd

The Lord is my shepherd. -Psalm 23:1

A NOTE FOR YOU

We want our children to know that God is always taking care of them. That He always knows what they need and will meet their needs just as a Shepherd takes care of his sheep.

As you dive into this Scripture with your children, I would encourage you to pre-read the entire Psalm 23. Take some time to ask the Lord to show you how He is taking care of you and how he takes care of your children. Write down some ways that He has so you can reference them together throughout these activities.

PRAY TOGETHER

Thank you Lord for being my shepherd and always taking care of me.

Q&A WITH YOUR KIDS

- What does a shepherd do?
- What do sheep need? Why do they need a shepherd?
- Where do sheep go at night? Who leads them to this safe space?
- What do you think it means that God is your shepherd? What does God do for you that a shepherd does?
- How does he take care of you?

KEY POINTS TO REMEMBER

- *A shepherd takes care of sheep. He knows what they need.*
- *God is like a shepherd and will take care of you.*
- *God knows what you need and takes care of you.*

ACTIVITY #1

Cut & Glue Sheep

Materials: scissors, glue, 2 printed sheets

DIRECTIONS

1. Have your child cut out the sheep and shepherd.
2. Your child can play with the sheep and have the shepherd “lead them” through the gate.
3. Glue down the sheep inside the pen as you review the Scripture together.



ACTIVITY #2

Cotton Ball Sheep

Materials: cotton balls, glue, 1 printed sheet

DIRECTIONS

1. Give your child a small pile of cotton balls and glue.
2. Have them glue the fluffy cotton balls inside the sheep’s outline.
3. Review how well a sheep is cared for and how well God cares for us.

Tip: You can also cut out the sheep face and glue everything onto a paper plate!


















THE LORD IS MY SHEPHERD.

PSALM 23:1



02 God carries me close

He tends his flock like a shepherd: He gathers the lambs in his arms and carries them close to his heart. -Isaiah 40:11

A NOTE FOR YOU

This is a beautiful depiction of love, a shepherd carrying young ones close to his heart. We want our children to know how much God loves them and carries them through every season. How He cherishes them and values them greatly. Relating this to a shepherd carrying lambs is a fun way for them to begin to grasp this love.

Take some time to reflect on when you have cradled your children as a way to comfort them, help them or simply show them your love. Your children can think of times they have felt comfort or love when being held or hugged. You can even scoop them up right now and hug them to show them this as an example!

PRAY TOGETHER

Thank you, God, for being there for me when I need a hug.

Q&A WITH YOUR KIDS

- What does it feel like when someone gives you a big hug?
- Why might a shepherd need to carry lambs?
- How might the little lamb feel when the shepherd carries it close?
- When the Bible says God carries us close to His heart, what does this mean? How does God feel about us?
- How do you feel knowing that God loves you so much?

KEY POINTS TO REMEMBER

- *Like a shepherd loves his lambs, God loves you.*
- *God is like a shepherd and will take care of you.*
- *God can help you feel better when you feel sad or lonely.*

ACTIVITY #1

Stuffed Animal Game

Materials: a few favorite stuffed animals

DIRECTIONS

1. Collect a few of your child's favorite stuffed animals.
2. Hide them in places around a room.
3. Tell your child the animals are feeling sad or lost and that they need a BIG hug when they are found.
4. Have them search for the animals and hug and comfort them when they find them.
5. Remind them that this is how God loves us.



ACTIVITY #2

Help Them Find Their Way

Materials: 1 printed sheet, pencil or crayon

DIRECTIONS

1. Have your child trace the lines to help each one find someone to love and care for them.
2. As they trace, remind them that just like a shepherd leads and cares for his sheep, God lovingly leads and cares for us.



They all need to find someone to love them. Trace the line to help them!

















03 God watches over me

The Lord watches over you. -Psalm 121:5

A NOTE FOR YOU

I have said this very thing to my children time and time again when they call me at night with bad dreams or when they are feeling scared. This is a truth I want them to take into every moment of their life, it's a truth even I need to remind myself of often.

We want our kids to know God is always watching over them, wherever they are and whatever they are doing, God will watch over them and take care of them. And this can help them through times when they feel scared or alone, it's a truth they can stand firm on and find comfort in always.

PRAY TOGETHER

Thank you, God, for watching over me in every moment!

Q&A WITH YOUR KIDS

- Do you think there is anywhere you can go that God doesn't see you?
- What if you hide under a blanket, can God see you?
- What if you run as fast as you can, can God see you?
- How can God take better care of us because He always watches over us?

KEY POINTS TO REMEMBER

- *God always knows what I'm doing.*
- *God always knows where I am.*
- *God watches over me always.*

ACTIVITY #1

Find the Bunnies!

Materials: 1 printed sheet

DIRECTIONS

1. You can print out the search and find or view this activity on your computer.
2. Have your child “search” for 12 bunnies in the picture.
3. While you do this, you can remind them that God always knows where you are and is watching over you!



ACTIVITY #2

Watch Me Close!

Materials: none

DIRECTIONS

1. In this game you will take turns with your kids.
2. First, you have them watch you closely as you do something.
3. Then, have them repeat exactly what you did.
4. Take turns and have them do something and you copy.
5. Remind them God is always watching over them and knows all that they do!




Find 12 bunnies!

04 I can trust God

Do not worry about your life. -Matthew 6:25
Also read Matthew 6:27

A NOTE FOR YOU

Following the theme of God taking care of our needs and watching over us, we can remind our children they don't need to worry or be afraid because, just like God feeds the birds, He will take care of them too. Be sure to also ready Matthew 6:27

This can be hard to apply and I would encourage you to take this into everyday life, both for yourself and for your children. How is God taking care of me today? As we answer this question everyday, we will begin to see all the reasons we can trust God in everything.

PRAY TOGETHER

God, I trust You to take care of all that I need!

Q&A WITH YOUR KIDS

Encourage your kids to look outside and see if they can spot some birds.

- What do these birds need to live? Who takes care of these things for the birds? Do they need to worry about these things?
- What are some other animals that God takes care of outside?
- Do you ever feel worried or afraid?
- Do you need to worry? Why not? Who takes care of you?
- What does it mean to trust God?
- Let's think of some things God provided for us this week and remember that we can trust God in all things!

KEY POINTS TO REMEMBER

- *We can trust God because He takes care of us.*
- *Like the birds always have food, God will always take care of us.*
- *Because He takes care of us we don't need to worry.*

ACTIVITY #1

Feed the Birds

Materials: scissors, cup, 1 printed sheet

DIRECTIONS

1. Cut out the bird and cut a hole at the beak.
2. Place or tape the bird on top of a cup.
3. Cut out the worms, or use string or pipe cleaners.
4. Have your child “feed” the bird to practice fine motor skills.
5. For older children: Call out a number of worms for them to feed the bird.
6. Remind them just as God gives the birds what they need, He takes care of our needs!



ACTIVITY #2

Gratitude List

Materials: 1 printed sheet, pencil or crayon

DIRECTIONS

1. Begin making a list of things that you and your children are grateful for.
2. You can try to be creative and think of things aside from the basics.
3. Use this as a way to show the things that God does everyday to take care of us and remind us that we can trust Him in all things.



Activity: Feed the Bird







Our Gratitude List



1.
2.
3.
4.
5.
6.
7.
8.
9.
10.
11.
12.
13.
14.
15.



05 I am made for a purpose

For we are God's masterpiece. He has created us anew in Christ Jesus, so we can do the good things he planned for us long ago. -Ephesians 2:10

A NOTE FOR YOU

This is a powerful truth in remembering how deeply God loves you and that He will take care of you. He created each and every one of us uniquely and for a special purpose. He loves us deeply and cares for every single hair on our head! And because He has a purpose for us, He will take care of us as we follow Him.

This is something we have our kids repeat often. It is important to remember in every up and down season of life, that we have a purpose and that God has made us uniquely special.

PRAY TOGETHER

Thank you, God, for making me special. Show me how to live my purpose!

Q&A WITH YOUR KIDS

- What does it mean to have a purpose?
- What is the purpose of a crayon?
- What is the purpose of a jacket?
- Did you know that God made you unique and different from anyone else?
- God made you for a special purpose. Let's ask God to show you what His purpose is for you today and as you grow!

KEY POINTS TO REMEMBER

- *God created us each special and unique.*
- *We are a beautiful masterpiece of God's.*
- *We are each made for a very special purpose.*

ACTIVITY #1

Flower Color Matching

Materials: scissors, glue, 2 printed sheets, 1 piece construction paper

DIRECTIONS

1. Cut the construction paper in half and tape the pieces together.
2. Cut out the flowers and pots.
3. Have your child match each flower to the correct pot.
4. Glue the matching flowers and pots onto the paper.
5. Use this time to talk about how God made each flower special and beautiful and He made us each uniquely, too!



ACTIVITY #2

Create a Masterpiece!

Materials: art supplies

DIRECTIONS

1. Choose any art supplies you'd like to use!
2. Paint, color, cut, glue, or get creative! Let your child create their own masterpiece.
3. Talk about how God made them special and unique and will always take care of them!



06 God is always with me

The Lord himself goes before you and will be with you; he will never leave you. -Deuteronomy 31:8

A NOTE FOR YOU

It can be hard to fully conceptualize that God is always with us. He is invisible but He is there with us always. Teaching our children to know that God is always with them is a powerful truth that they will need in every season of their life.

When they are scared, lonely or don't know what to do, God is with them. When they are happy, excited or learning something new, God is with them! It will be good to practice God's presence, both for us, as adults, and for our children - to know that God is present and takes care of us always.

PRAY TOGETHER

Thank you for always being with me, God!

Q&A WITH YOUR KIDS

- Do you know that God is always with you? Wherever you go?
- When you are playing, is God with you?
- When you are sleeping, is God with you?
- When you are away from home, is God with you?
- Is there anywhere you can go that God won't be with you?
- What can you do when you want to talk to God - anywhere, anytime?

KEY POINTS TO REMEMBER

- *No matter where we go or what we do, God is with us.*
- *Nothing can separate us from God.*
- *Because God is always with us, He can always take care of us!*

ACTIVITY #1

God is Always With Me!

Materials: scissors, glue, 1 printed sheet

DIRECTIONS

1. Have your child draw activities that they do throughout the day. You can help them with this step if needed.
2. Cut out the “God is always with me!” pieces and have them glue them in the lower box of every activity.
3. Remind them that wherever they are, God is with them!



ACTIVITY #2

Stuffed Animal Reminder

Materials: art supplies

DIRECTIONS

1. Have your child choose a stuffed animal that will remind them that God is always with them.
2. They can take this with them or keep it snuggled in bed with them.
3. Use this as a reminder that God is always with them and taking care of them!



God is Always With Me!













God is Always With Me! *God is Always With Me!* *God is Always With Me!*

God is Always With Me! *God is Always With Me!* *God is Always With Me!*

07 God is my light

"I am the light of the world. Whoever follows me will never walk in darkness, but will have the light of life." -John 8:12

A NOTE FOR YOU

How often do we feel we are walking in darkness? Sometimes we don't know where God is leading us. And sometimes we are hurting or scared. But God promises that He is a light. And how powerful an example this is! Just walk into a dark room and look around. You'd trip or stub your toe without seeing where things were.

Now turn on the light and everything is visible. God is this light. He leads us and protects us. He sends away the darkness as we trust in Him!

PRAY TOGETHER

God, shine your light for me today!

Q&A WITH YOUR KIDS

- What do you feel when it is completely dark? Can you see anything?
- What if you are trying to walk in the dark? What might happen?
- If you turn on a light, is it easier to see?
- God is our light. How can this help us?
- Do we need to be scared or feel alone?

KEY POINTS TO REMEMBER

- *Jesus is our light*
- *If we follow Jesus, He will always show us the way to go.*
- *With Jesus, we don't need to be afraid of the darkness. He is the light.*

ACTIVITY #1

Flashlight Game

Materials: flashlight, one toy

DIRECTIONS

1. Chose an item to be the “treasure” at the end of the search.
2. Turn out the lights (this one might be better at night).
3. Use flashlights to find your way to the hidden item.
4. Discuss how light makes the darkness go away and how Jesus is our light.



ACTIVITY #2

Coloring Activity

Materials: art supplies

DIRECTIONS

1. Color the picture and read the words, “God is my light”.
2. Cut it out and hang it somewhere that they can remember!




God is my light!

08 God sent Jesus for me

For God so loved the world that he gave his one and only Son, that whoever believes in him shall not perish but have eternal life. -John 3:16

A NOTE FOR YOU

Talking about sin and the cost of sin is hard with our children. We can start by saying: there has always been a cost to our sin. We all sin and we all fall short of the glory of God and sin ultimately separates us from God. But God loves us and wants to be in relationship with us. And so God sent Jesus to pay that price so that we could be made right with Him.

We need Jesus in order to be in that close, right relationship with God. No matter what we do, we cannot bridge that gap, pay that price. And so let's remember Jesus came for us today. So that we could be in relationship with our Father in Heaven.

PRAY TOGETHER

Thank you, God, for sending Jesus to save me!

Q&A WITH YOUR KIDS

- Who is Jesus? What did he do on earth?
- What is sin? (Anything that separates us from God. Disobeying God. Not doing what is right.)
- What is the cost of sin? Death. What did Jesus do to save us from that?
- God sent Jesus for you and me so that we could be saved and be in a relationship with God. He helps us be close with God even though we have sinned. Can we praise Him for that?!

KEY POINTS TO REMEMBER

- *Sin separates us from God.*
- *Nothing we can do will make this right, we need Jesus.*
- *Jesus came and died for our sin to bridge the gap between us and God.*

ACTIVITY #1

Build a Bridge

Materials: cups, "weak bridge" i.e. toothpicks and marshmallows, pipe cleaners, paper, long block or cardboard, magnetic tiles or weight.

DIRECTIONS





1. **Set up the gap:** place two cups a few inches apart. Explain that the gap represents the separation sin creates between us and God. Show that a toy car cannot cross on it's own.
2. **Try a weak bridge:** Build a flimsy bridge using paper, pipe cleaners, or other materials. Let your child try to drive the car across. Add a weight to watch the bridge collapse.
3. **Explain:** Sin creates the gap. We can try to make it right on our own, but it is never enough. We need a stronger bridge that will last.
4. **Build a strong bridge:** Replace the weak bridge with something sturdy, like a wooden block or thick cardboard. Let the car cross and add the weight to show that the bridge holds. Explain: "This strong bridge represents Jesus. His sacrifice is perfect and complete. God sent Him to earth to be able to build this bridge so we can be made right with God."

ACTIVITY #2

Bible Verse Coloring

Materials: printed coloring page



DIRECTIONS

1. Color the picture and use it to help memorize this verse!

For God so
loved the world



that he gave his
one and only Son.

09 The Bible is good and true

Your word is a lamp for my feet, a light on my path. -Psalm 119:105

A NOTE FOR YOU

After diving into God being our light, this is a great way to help children understand that the Bible is that light. The Bible is filled with God's goodness and the truth that can lead us through good times and hard times.

It can take some time for children to understand what "true" means, so take a few minutes to really go over this concept and give plenty of examples! Remind them about God being our light and to know that the Bible will show us that light if we ever need it!

PRAY TOGETHER

Show me your goodness and truth in the Bible, God!

Q&A WITH YOUR KIDS

- Do you know what it means when something is true? (explain if not)
- What does it mean that God is good?
- The Bible is both good and true. Does this mean that what we read in the Bible can help us?
- The Bible shows us all about God's goodness. How has God been good in your life today?
- We know that God is our light and the Bible is where we can find that light!

KEY POINTS TO REMEMBER

- *The Bible shows us how good God is.*
- *The Bible is true.*
- *You can find God's light by opening your Bible!*

ACTIVITY #1

True or Silly?

Materials: none

DIRECTIONS

1. Come up with a few statements that your child will enjoy that are true and some that are silly.
2. For example: “A fish can walk” - true or silly?
3. Give them practice recognizing what is true and remind them the Bible is where we can go if we want to know if something is true about God!



ACTIVITY #2

B-I-B-L-E Song

Materials: B-I-B-L-E song

DIRECTIONS

1. Find the B-I-B-L-E song and sing this together.
2. Explain that standing on the Word of God means knowing it is true and doing what it says.
3. God takes care of us as we follow His truth!



10 God ALWAYS takes great care of me

Give all your worries and cares to God, for he cares about you. -1 Peter 5:7

A NOTE FOR YOU

It can be hard for children to recognize their "worries" and yet there are times where they feel scared, alone, upset. These are the things that we can help them take to God. We can set up the habit of turning to God when they feel upset so that as they grow, they can continue to do this, only with bigger things.

God will take care of you in all things, all the time. Remind them that God has a good plan for them and He is always with them. I love the book for this reason, it reinforces each of these truths, over and over. And honestly, I need to hear them too. I pray it blesses you and the children you read it to!

PRAY TOGETHER

Thank you for always taking great care of me, God!

Q&A WITH YOUR KIDS

- What are some things you feel worried, scared, or upset about?
- What do you do when you feel that way?
- Who is always taking care of you and wants you to talk to Him when you feel this way?
- How can we remember to talk to God when we feel worried, scared, or upset?

KEY POINTS TO REMEMBER

- *We can take our worries, fears, and needs to God.*
- *God is always listening and wants to help us feel better.*
- *God will always take great care of you - in all things, all the time.*

ACTIVITY #1

Cast My Worries Jar

Materials: A jar or cup, printed paper, pen, scissors

DIRECTIONS

1. Find a jar or cup. Cut out the first piece and tape it to the jar.
2. Now cut out small pieces of paper and leave a pen beside them.
3. Anytime your child is worried, scared, or upset, help them to write or draw what they are feeling and fold it up and place it in the jar.
4. Tell them that this reminds us that God takes care of our worries.



ACTIVITY #2

Cut-Out Reminders

Materials: art supplies

DIRECTIONS

1. Cut out the lamb reminders that say “God always takes great care of me”.
2. Place them around the house, in areas where your child will often be. Have them repeat the truth every time they see it!

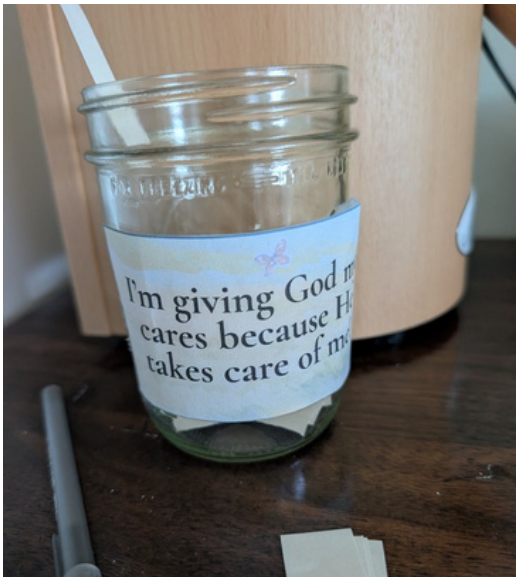

Cast My Worries Jar

Cut this out and tape it to your jar or cup.



Cut out these slips of paper to write down things your child feels scared, worried, or upset about.


God always takes
great care of me!

God always takes
great care of me!

God always takes
great care of me!

God always takes
great care of me!

God always takes
great care of me!

God always takes
great care of me!

God always takes
great care of me!

God always takes
great care of me!

THANK YOU FOR JOINING ME!

Keep Growing in God's Word

If you've made it to the end of this guide, I pray that you've seen God at work through the time together with your children! I pray that you see the fruit of these little moments of discipleship and will see the beautiful legacy of faith that grows from time in God's Word.

This guide was never meant to be something you simply close and move on from. Continue returning to these Scriptures and activities, reminding your children of how God is always taking great care of them. Read God Always Takes Great Care of You together again and again, allowing these truths to take root in their hearts.

Sincerely, Nicole



Keep God's Word Close

The matching Scripture cards feature the ten Bible verses explored throughout this guide, making it easy to continue practicing and remembering God's Word together.

Shop the Scripture Cards

More Resources

Visit She Builds Her Home for biblical encouragement, devotionals, and resources to help you grow in God's Word and disciple your family.

shebuildsherhome.com